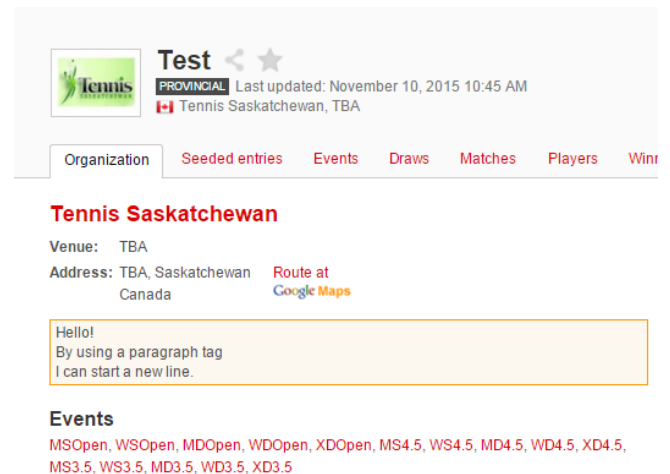
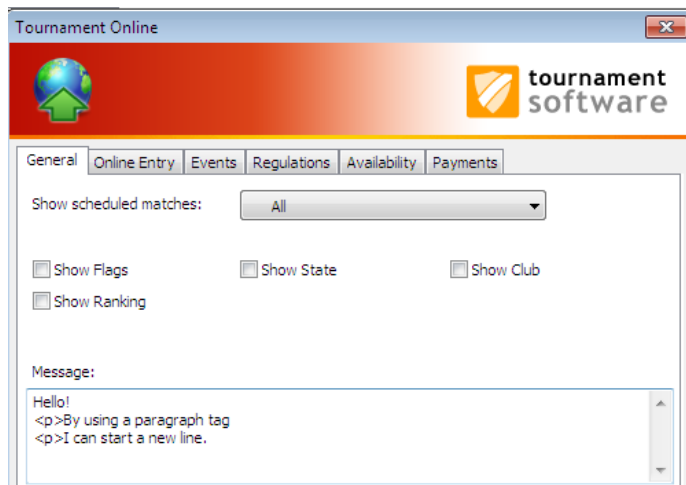


USING HTML ON THE MESSAGE SCREEN

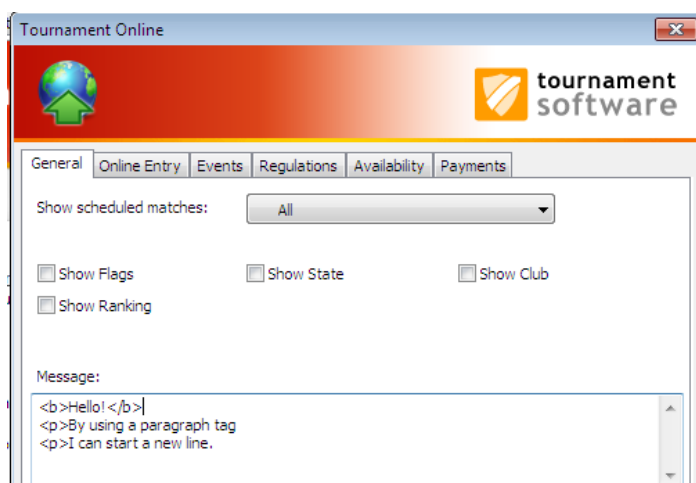
HTML is just a type of formatting which is used for building web pages. In our case, it can also be used to format text on the message screen when publishing.

When typing text, all you need to do is indicate the type of formatting you would like by putting the code in between the <> symbols.

For example, if we wanted to make sure that our text went on a new line, we could add the <p> or paragraph code:



Another option is to bold text. To do so you can put the code before the text to be bolded. If you want to stop the bolded text you must insert another code. is the ending code to insert. This rule holds true for any other variable you may wish to start and stop.



Other codes you can use, with the same rules as bold, are <u> for Underlining </u> and <i> for Italics </i>.